



SUBMERSIBLE GRINDER PUMP

ALLIGATOR

SERIES 50HZ

Grinder Ability



Features

- Robust construction
- Superior heat dissipation
- EKK Eagle Burgmann double mechanical seal CA/CE & SIC/SIC
- Semi-open impeller design prevents clogging by ground solids
- Radial grinder kit made in AISI 440C, corrosion resistant material and hardened to 55-60 HRC
- Specially designed high torque startup by centrifugal switch built-in for single phase motor
- Direct connect to pipe with horizontal discharge with inner thread
- Built-in Run/Start Capacitor(1 Phase only)

Specifications

Liquid Temperature		0~40°C (32~104°F)	
Submersible depth		10M	
Motor Part	Frequency	50Hz	
	Pole	2 Pole	
	Type	Dry Type	
	Insulation	1.5~3HP:Class B ; 5~7.5HP:Class F	
	Protection	IP 68	
Pump Part	Protector	Auto-Cut	
	Bearing	Ball Type	
	Mechanical seal	Double Mechanical Seal	
	Impeller	Semi-open Impeller	

Applications

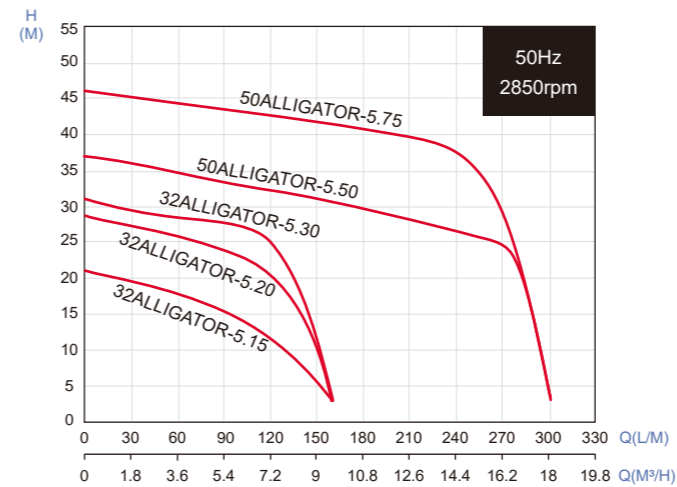
- Wastewater treatment
- Sewage water
- Drainage of wastewater from individual residences, apartment buildings, recreational developments, motels.
- Transferring wastewater, schools, federal, state and local parks
- To transfer various wastewater and sewage

Data Chart

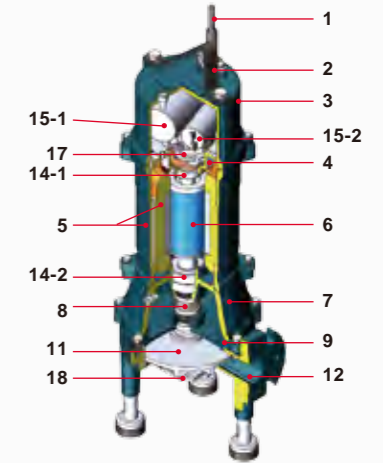
Type	Output		Discharge	F.L.A.		Rated		Maximum		Weight(W/O Cable)	
	HP	kW		1ø 230V	3ø 400V	Head M	Cap. LPM	Head M	Cap. LPM	1ø-kg	3ø-kg
32ALLIGATOR-5.15	1.5	1.1	1-1/4"	9.4A	3.3A	15.5	90	21	160	29.4	29.4
32ALLIGATOR-5.30	3	2.2	1-1/4"	-	4.7A	25	120	31	160	-	33.6

» QG Guide rail systems for easy-out/easy-in plumbing is optional for 1.5~7.5HP.
 » All single-phase pumps can be equipped with float switch upon request.

Performance Curve



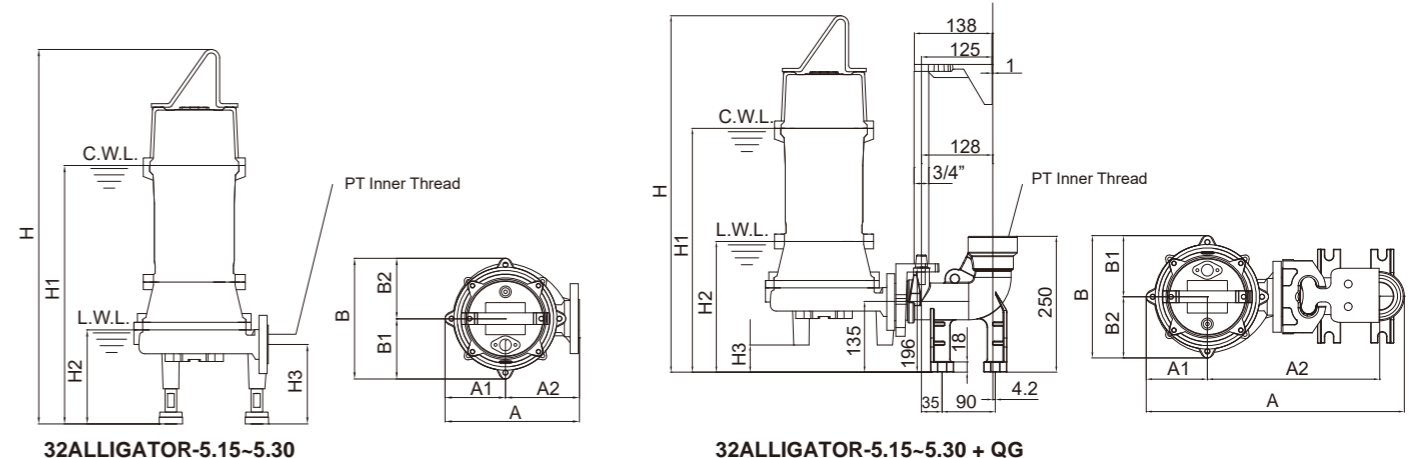
All technical information is subject to change without notice.



Parts and Material List

No.	Part	Material
1	Cable	H07RN-F
2	Handle	ASTM A36
3	Motor Cover	EN-GJL-200
4	Bracket	EN-GJL-200
5	Motor Housing + Stator	EN-GJL-200
6	Shaft with Rotor	AISI 410
7	Oil Chamber	EN-GJL-200
8	Mechanical Seal	Upper: CA/CE Lower: SIC/SIC
9	Seal Housing	EN-GJL-200
11	Impeller	EN-GJL-200
12	Pump Casing	EN-GJL-200
14-1	Upper Bearing	NTN/TPI
14-2	Lower Bearing	NTN/TPI
15-1	Run Capacitor	1 Phase only
15-2	Start Capacitor	1 Phase only
17	Centrifugal switch	1 Phase only
18	Cutter Set	AISI 440C

TPI is a family brand of NTN group.



Dimensions (mm)

Type	A	A1	A2	B	B1	B2	H	H1	H2	H3
32ALLIGATOR-5.15(QG)	230(445)	102	128(300)	206	103	103	640(630)	445(432)	160(150)	135(50)
32ALLIGATOR-5.30(QG)	230(445)	102	128(300)	206	103	103	680(670)	485(472)	160(150)	135(50)

» (QG) identifies ALLIGATOR pump with QG Q.D.C.



Automated Environmental Systems Ltd., Unit B, Anglian Lane, Bury St. Edmunds, Suffolk, IP32 6SR
 01284 658770 | sales@automatedenvironmentalsystems.co.uk