

Hot Tank Pumping Station

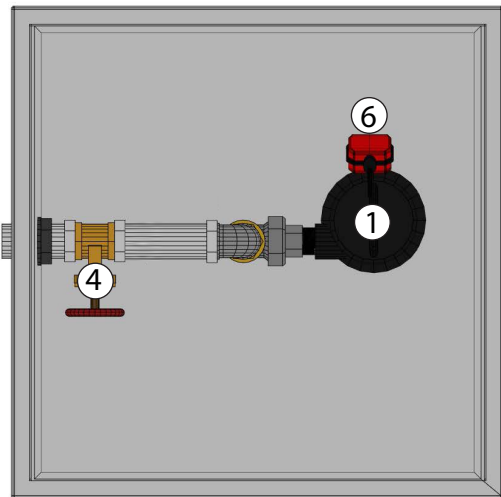
SINGLE PUMP

The Hot Tank System has been designed to pump waste water up to 90°C, from industrial kitchens, laundries and similar applications.

As well as high temperatures the pumps can handle small solids that may enter the tank from sinks or dishwashers, giving the ideal solution for pumping the waste water.

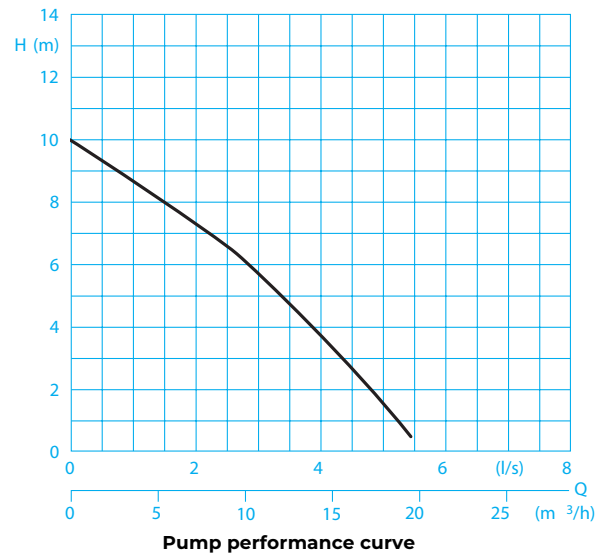
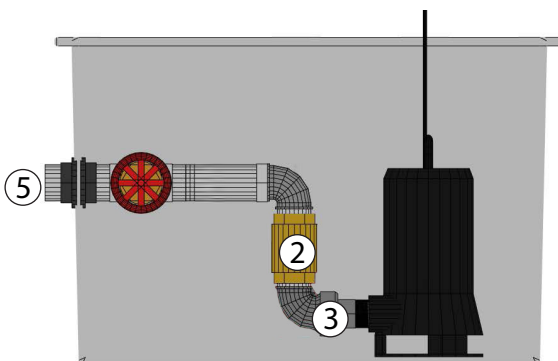
Key features

1. Pumps capable of a 10m vertical lift
2. Can handle temperatures up to 90°C, ideal for condensate drainage
3. Easy to install in small spaces



Item	Quantity	Description
1	1	High temperature pump
2	1	Non return valve
3	1	Union
4	1	Isolating valve
5	1	Discharge
6	1	P ump float switch

Tank constructed in GRP with sealed bolt down lid.
All inlets and vents to be cut into tank by customer (using tank connectors).
All inlets must be a minimum of 250mm above the base of the tank.



Installation

1. The inlet(s) and cable duct are to be cut on site to your own specifications to suit the installation, and should be properly sealed with silicon or rubber grommets
2. The float switch should be positioned such that the pump starts at a point lower than the lowest incoming pipe invert (bottom of the inlet pipe point)
3. Due to the shallow nature of the tank you must ensure that the float switch cable is short enough to allow it to switch on and off
4. Incoming pipes should be kept as close to the top of the tank as possible